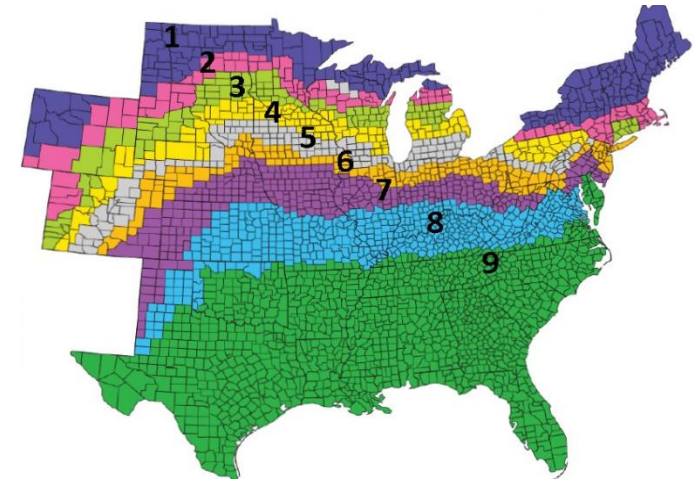


3124

RM 112
LAUNCHED 2018

TECH
REFUGE 2 SERIES 3 SERIES
 DG2P

BIAS



ZONES
5
6
7

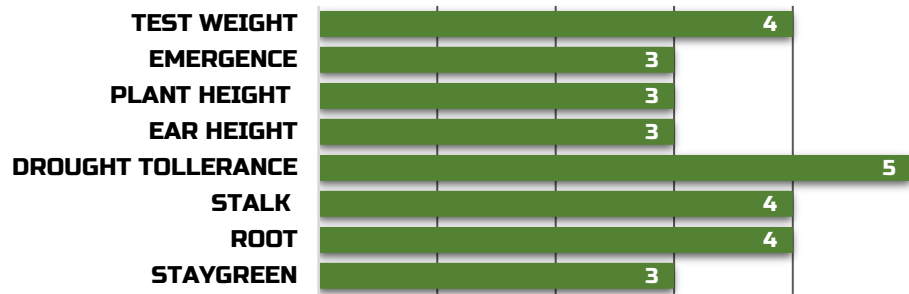
RELATED PRODUCTS

STRENGTHS
3124 has an upright leaf angle and thrives under higher populations. Under high management it can't be beat.

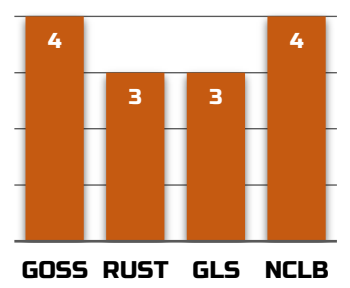
WEAKNESSES
Keep an eye on this in the fall, the plant can canablize stock to maintain grain production.

AGRONOMIC

GDUs TO MID-SILK 1300
GDUs TO BLACK LAYER 2780
EAR TYPE SEMI
KERNEL ROWS 16-18
COB COLOR RED
PLANTING RANGE 32K-40K



DISEASE RATINGS



PLACEMENT

